

**DEPARTMENT OF ARCHITECTURE**  
**NATIONAL INSTITUTE OF TECHNOLOGY, TIRUCHIRAPPALLI**

COURSE PLAN – PART I			
Course Title	VISUAL ARTS - II		
Course Code	AR114	No. of Credits	03
Course Code of Pre-requisite subject(s)			
Session	July/ Jan. _____	Section (if, applicable)	S
Name of Faculty	Prof.K. Premkumar P. Dhanaseelan	Department	ARCHITECTURE
Email	<a href="mailto:prem@nitt.edu">prem@nitt.edu</a> <a href="mailto:seelan@nitt.edu">seelan@nitt.edu</a>	Telephone No.	0431-3559
Name of Course Coordinator(s) (if, applicable)	PROF.K.PREMKUMAR P.DHANASEELAN		
E-mail	<a href="mailto:prem@nitt.edu">prem@nitt.edu</a>	Telephone No.	<a href="mailto:prem@nitt.edu">prem@nitt.edu</a>
Course Type	Core course		
<b>Syllabus (approved in BoS)</b>			
<p>Hue, Intensity &amp; Value - other qualities of colours - Primary, Secondary &amp; Complementary colours. Shades &amp; Tints - Warm &amp; Cool Colours.</p> <p>The various functions of colour in creating Designs. Use of various colour harmonies in Design / Art.</p> <p>Water colours - Transparent, Opaque (Tempera / Poster Colours),Pastels, Colour Pencils and Oils and their uses in expression of a composition / design.</p> <p>All exercises to be conducted so as to develop observation and skill of expressing graphically - for understanding objects three dimensionally and to have effective visual thinking.</p> <p>Rendering - Rendering techniques for architectural drawings - building perspectives, interior &amp; exteriors in various mediums like pencil, ink, pastels, water colours - opaque and transparent. Various graphical media presentations like photography.</p>			
<b>COURSE OBJECTIVES</b>			
<p>1. To make the students to understand the visual language as elements and principles in architecture through freehand sketching and drawing exercises.</p>			

2. To give rigorous training in studio and outdoor exercises to students, which enables them to communicate and understand the visual designs pertaining to architecture along with the knowledge in human dimensions and building sketching.	
<b>COURSE OUTCOMES (CO)</b>	<b>Aligned Programme Outcomes (PO)</b>
1. Students understand the visual language practically	
2. Visual language learnt by students enables them to present, express and understand any graphical visual designs pertaining to Architecture	
3. Also students acquire the knowledge about various mediums of sketching like pencil, pen and watercolor.	

<b>COURSE PLAN – PART II</b>			
<b>COURSE OVERVIEW</b>			
Creating awareness about the importance of visual language for general design learning in particular Architectural Design.			
<b>COURSE TEACHING AND LEARNING ACTIVITIES</b>			
<b>S.No.</b>	<b>Week</b>	<b>Topic</b>	<b>Mode of Delivery</b>
1	1st	Introduction to visual II – Revision in color harmony and color applications	Lecture and Demonstrations.
2	2 <sup>nd</sup>	The role of color in design – Various functions of color – exercises in two dimensional color application – posters, book covers.,	Lecture and Demonstrations.
3	3 <sup>rd</sup>	The role of color in design – Various functions of color – exercises in two dimensional color application – posters, book covers.,	Lecture and Demonstrations.
4.	4 <sup>th</sup>	Use of various mediums and their usage – Exercises on water color on pen and ink rendering.	Lecture and Demonstrations.
5.	5 <sup>th</sup>	Exercises in transparent water color medium.	Lecture and Demonstrations.
6.	6 <sup>th</sup>	Exercises in opaque water color medium. (Poster color)	Lecture and Demonstrations.
7.	7 <sup>th</sup>	Exercises in outdoor sketching – starting from trees, shrubs and different varieties of vegetation in pencil, pen and ink	Lecture and Demonstrations.
8.	8 <sup>th</sup>	Exercises in outdoor sketching – building components, parts and as a whole in pencil, pen and ink	Lecture and Demonstrations.

MID SEMESTER EVALUATION					
9.	9 <sup>th</sup>	Application of photography in building perspective rendering.	Lecture and Demonstrations.		
10.	10 <sup>th</sup>	Application of photography in building perspective rendering.	Lecture and Demonstrations.		
11.	11 <sup>th</sup>	Exercise in building rendering with entourage in pencil Creating knowledge in fore ground, back ground and subject.	Lecture and Demonstrations.		
12.	12 <sup>th</sup>	Exercise in building rendering with entourage with various mediums of sketching pen and ink	Lecture and Demonstrations.		
13.	13 <sup>th</sup>	Exercise in building rendering with entourage with various mediums of sketching pen and ink wash	Lecture and Demonstrations.		
14.	14 <sup>th</sup>	Exercise in building rendering with entourage with various mediums of sketching water color	Lecture and Demonstrations.		
15.	15 <sup>th</sup>	Exercise in building rendering with entourage with various mediums of sketching poster color	Lecture and Demonstrations.		
Total number of exercises to be given in this semester			13nos.		

**COURSE ASSESSMENT METHODS (shall range from 4 to 6)**

S.No.	Mode of Assessment	Week/Date	Duration	% Weightage	
				Internal Marks	External Marks
1	Continous Internal Assesment	At the end of every Week	NA	70% (For all the excrises)	-
	Mid Term - External Viva - voice	9 <sup>th</sup>	NA		30% (For all the excrises)
2	End Term - External Viva - voice	16 <sup>th</sup>	NA		
Total				100	

**COURSE EXIT SURVEY (mention the ways in which the feedback about the course shall be assessed)**

At the end of each project a feedback will be obtained from the students with the point scale feedback system for further improvement.


**COURSE POLICY (preferred mode of correspondence with students, policy on attendance, compensation assessment, , academic honesty and plagiarism etc.)**


1. On time submission of the exercises given, delayed submission is not accepted. Provided any valid reason with proper evidence like medical certificate or any permission letter for representing the department or institute in sports or any other co-curricular activities.
2. Overall Attendance should not be less than 75%.
3. Whenever the guest lecture and demo classes are conducted 100% attendance is required mandatorily. (The absence may be with valid reasons with evidence)
4. All the reviews should be attended without fail. Submissions should be made one day in advance for all the reviews.
5. All the students should bring their own drawing materials and no borrowing of materials is allowed inside the class, which is going to disturb the activity of the whole class.
6. Proper drawing or painting materials as instructed prior to the class should be brought to the class pertaining.
7. No plagiarism is permitted.


**ADDITIONAL INFORMATION**

**eg.:** The Course Coordinator is available for consultation at times that is displayed on the coordinator's office notice board. Queries may also be emailed to the Course Coordinator directly at [prem@nitt.edu](mailto:prem@nitt.edu), [seelan@nitt.edu](mailto:seelan@nitt.edu)

**FOR APPROVAL**

Course Faculty   
K. PREM Kumar

CC-Chairperson  10.1.18  
(D. Kannamma)

HOD  11/1/18  
P. DHARMASEELAN.