

NATIONAL INSTITUTE OF TECHNOLOGY, TIRUCHIRAPPALLI

This course outline template acts as a guide for writing your course outline. As every course is different, please feel free to amend the template/ format to suit your requirements.

COURSE OUTLINE TEMPLATE			
Course Title	HISTORY OF ARCHITECTURE		
Course Code	AR203	No. of Credits	03
Department	ARCHITECTURE	Faculty	WILSON.F
Pre-requisites Course Code	BASIC & ARCHITECTURAL DESIGN AR111		
Course Coordinator(s) (if, applicable)			
Other Course Teacher(s)/Tutor(s) E-mail	wilson@nitt.edu	Telephone No.	9994373419
Course Type	<input type="checkbox"/> Core course <input type="checkbox"/> Elective course		
COURSE OVERVIEW			
<p>: The major eras from the Romanesque period, the smooth transition from the early Christian era and the achievements made by these gregarious builders in terms of scale, structure and texture. The use of arches and arcading, vaulting techniques and the frescoes. The use of three tier system , the cruciform plan form, altar, choir on sepulchers etc , which mark the mature style.</p> <p>Following this, the next change brought forth in history by the French builders, who meticulously passed the new and novel style of Gothic Architecture. Spectacular achievements made by Gothic in terms of the skeletal skin and the use of flying Butresses, a technique unknown earlier. New vaulting system named as ribbed and paneled vault, use of stained glass windows and other features involved in Gothic Architecture.</p> <p>The final part of the study culminates with Renaissance style which essentially began as a new art movement and later found its way through church furniture and tombs and later integrates herself into architecture. Study of the early phase, then the middle phase and later the final version of the style with personalities responsible for each period and their major contribution.</p>			
COURSE OBJECTIVES			
<p>To enable the students to understand the architectural style which prevailed in the ecclesiastical architecture during the Medieval period)Romanesque and Gothic) and during the Renaissance era in Europe. A proper understanding of the past historical periods of the Roman, Byzantine and the early Christian periods is an essential basic.To essentially understand,admire and appreciate the architecture of the renaissance.</p>			

COURSE OUTCOMES (CO)			
Course Outcomes			Aligned Programme Outcomes (PO)
1. Making the student familiar and confident about the style which occurred in the past. 2. Identify the past and estimate its importance unto the present; to correlate. 3. to apply these skills in the present day context, especially in design. Students are expected to understand the dignity of the bygone era and envision an architecture which surpasses time and space.			Students are also made to do an assignments using their own presentation skills by collecting information about a particular example and work out the sketches and write a report of any one building. The next assignment will be an e-assignment, where they are exposed to soft skills and individually present data of their own of an assigned example. Each will be of 10 marks.
COURSE TEACHING AND LEARNING ACTIVITIES			
S.No.	Week	Topic	Mode of Delivery
1		Introduction to the subject, its importance and relevance	
2		Architecture of the Romanesque	
3		Italian Romanesque Pisa Cathedral, Baptistery and Campanili	Class Room Delivery /Chalk and Talk
4		French Romanesque with Abbey Aux Hommes at Caen	
5		British Romanesque with Durham Cathedral.	LCD projector and OHP
6		French Gothic (Notre Dame , Paris)	CRD
7		TEST I	
8		Italian Gothic (Milan Cathedral)	Power Point Presentation
9		British Gothic.	
10		Early Renaissance –works of Brunelleschi	
11		High Renaissance	
12		Mannerism	
13		TEST II	
14		Works of Michelangelo, Bramante, Bernini and Palladio.	
15		British: Pauls Cathedral and	
16			

		the works of Sir Christopher Wren and Inigo Jones.		
COURSE ASSESSMENT METHODS				
S.No.	Mode of Assessment	Week/Date	Duration	% Weightage
1	Assignment I	Week 6		10 Marks
2	Assignment II	Week 12		10 Marks
3	Cycle Test I	Week 7	90 mins.	15 Marks
4	Cycle Test II	Week 13	90 mins.	15 Marks
5	End Semester		3 Hours	50 Marks

COURSE EXIT SURVEY (mention the ways in which the feedback about the course is assessed and indicate the attainment also)




Students Works are individually examined and periodic suggestions are provided to individual students for their improvement.
 Feed Back Survey from the students is received in the end of the semester

COURSE POLICY (including plagiarism, academic honesty, attendance, etc.)

MINIMUM OF 75 PERCENT ATTENDANCE IS MANDATORY
 Assignments are accepted only during the stipulated time.
 Both tests are mandatory and there shall be no re test.
 Howsoever, exceptions may happen, if he or she is proven to be on genuine grounds (ex. Exceptionally sick or representing the Institute on cultural or sports event)

ADDITIONAL COURSE INFORMATION

FOR SENATE'S CONSIDERATION

Course Faculty  CC-Chairperson  HOD 

27/7/17
3 28/9/17